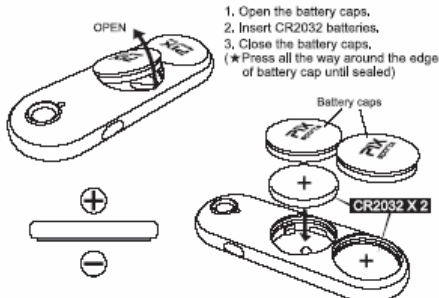


### 1. WARNING / CAUTION

- ▶ Please read the following instructions before use. Developer/manufacturer/seller is not liable for the potential damage done to body or goods, in case the followings are not observed.
- ▶ Keep the product and batteries away from small children (under 13).
- ▶ Please be sure to securely attach the product to your body, skate or bicycle.
- ▶ Do not attempt to operate the product while riding, (bicycle, skate, ski...)
- ▶ Please turn off the light when you finish your activity.
- ▶ A long stare at the screen is not desirable. It is applied to others (especially children).
- ▶ This product is not to be used for illegal or immoral purposes, disallowed by its developer/manufacturer/seller/related bylaws.
- ▶ Do not be forced to operate, disassemble, break up and fall down.
- ▶ Do not put the product into the water intentionally.

### 2. Battery Replacement

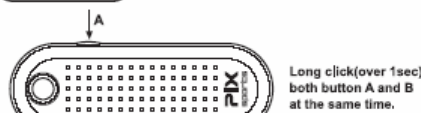


- In case of abnormal display, please replace batteries.
- Be sure to use CR2032 Lithium 3V batteries.
- Do not mix new and old batteries.
- Do not mistake the plus(+) or minus(-) sides of the batteries.
- Remove the batteries in case the product unused for a long period.
- Make sure the battery caps are completely closed for waterproof.
- If the battery cap is closed without battery, it may be hard to open.

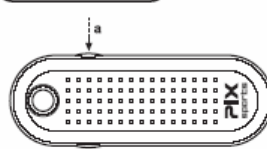
### Button Instruction

- a → Short click on button A      A → Long click on button A
- b → Short click on button B      B → Long click on button B

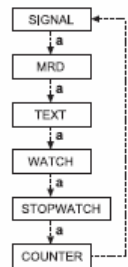
### 3. ON / OFF



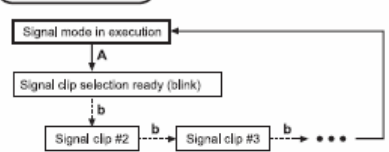
### 4. Mode Change



With each short click on the button A in each mode execution, the mode changes.



### 5. Signal Mode



### 6. MRD Mode

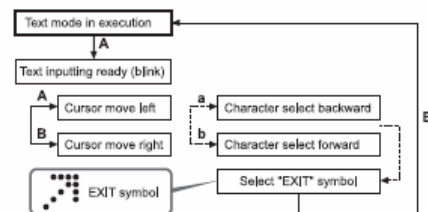
\*MRD : Motion Responsive Display



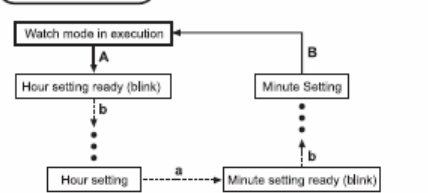
- \* PIX sports should be firmly attached on moving part of body.
- \* MRD patterns synchronize with the frequency of body motion.

### 7. Text Mode

\*Maximum 30 characters(including blank) can be inputted, (one sentence)



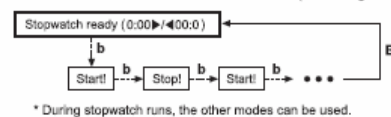
### 8. Watch Mode



\* A long click on the button B displays current time for 1sec. at any modes in execution, (even if PIX sports is OFF)

### 9. Stopwatch Mode

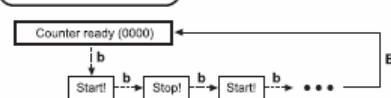
1:23▶▶44:5.6 = 1hr 23min 45sec 6 (the last digit is 0,1sec)



\* During stopwatch runs, the other modes can be used.

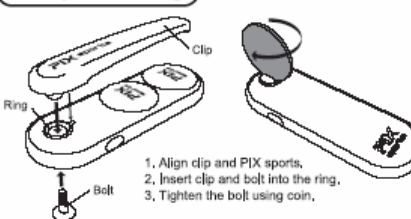
### 10. Counter Mode

\* Counting the frequency of body motion.



- \* PIX sports should be firmly attached on moving part of body.
- \* During counter runs, the other modes can be used.
- \* It can count 0 to 9999.

### 11. Clip Assembling



### 12. Specifications

SIZE	75mm X 26mm X 12mm (3 X 1 X 0.5 in)
WEIGHT	23,5g (0,8 oz / including batteries & clip)
DISPLAY	15 X 5 matrix high luminous intensity LED : 75
POWER	3V CR2032 Lithium battery : 2 (6V)
OPERATING TIME	over 70 hours (all LED constant running time)
ACCESSORIES	Clip(1), Bolt(1), User manual(1), CR2032 battery (2)
MATERIALS	PC, POM, TPE, Silicone

\* As the "operating time" is a finding of the developer, it can vary according to the using environment, displayed data on screen and using habits.

### 13. Warranty / Customer service

- ◆ The warranty duration is one year from the time of purchase.
- ◆ In the case of breakdown in normal usage, free repair service is provided in the service center during the warranty period.
- ◆ The following cases are categorized into paid services.
  - Breakdown/damage or functional disorder due to the user's harmful intention, mistake, renovation or breakup,
  - Breakdown due to natural disasters, (fire, damage from sea wind, flood, and falling of a thunderbolt)
- ◆ In the case of breakdown/damage physically/materially without following instructions in risky places or in conditions regarded physically/mentally inadequate, the producer/manufacturer/seller is free from accountability.